



































Original	Rechange
 Power	 Power
 Sleep	 Sleep
 Title	 TV/R
 Subtitle	 Subt
 Display	 Info
 Setup	 Options
 Disc	 Format
 1	 1
 2	 2
 3	 3
 4	 4
 5	 5
 6	 6
 7	 7
 8	 8
 9	 9
 0	 0

Original	Rechange
 Guide	 Guide
 Menu	 Menu
 EQ	 Ch +
 Return	 Back
 Marker	 Smart
 3D AI	 3D
 Angle	 Red
 AV Effect	 Shift + AV
 Up	 Up
 Down	 Down
 Right	 Right
 Left	 Left
 Select	 Ok
 Prologic	 Text
 CH Select	 Pre Ch
 Test	 List
 Super SNRD	 D. Menu





Original		Rechange		Original		Rechange	
	Simulated ST		Ch -		Vol+		Vol +
	VCR(EXT)/VDP(AU		AV		Vol-		Vol -
	Tape/Deck 1/2		Green		Muting		Mute
	DVD		Blue				
	Tuner/Band		Yellow				
	Play Mode		Shift + Play				
	Clear		Exit				
	</Pause		Pause				
	Stop		Stop				
	Play		Play				
	<< Slow/Search		<<				
	Slow/Search >>		>>				
	I<< Skip		I<<				
	Skip >>I		>>I				
	Audio		Dual				
	Mix 2CH		Eject				
	Shift		Media				

