


































Originalfernbedienung Ersatzfernbedienung

	Power		Power
	Input		AV / Input / RDS
	Preset		Smart / List
	Clear		Exit / Cancel / Clear
	1		1
	2		2
	3		3
	4		4
	5		5
	6		6
	7		7
	8		8
	9		9
	0		0
	OK		OK
	Index		Info / Angle
	CH/Track+		CH+ / Page+

Originalfernbedienung Ersatzfernbedienung

	CH/Track-		CH- / Page-
	Rec		Rec / Rec Mode
	Pause/Still		Pause / Step / Freeze
	Play		Play / Slow
	Stop		Stop / Hold
	>>		>> / Tune+
	<<		<< / Tune-
	Slow		Shift + Play /
	x2		D.Menu / Top
	Menu/Tv		Menu / Home
	Type		Setup / OPT /
	Tv/VCR		TV/Radio /
	Display		Display / Media
	SP/LP		Picture / Format
	Reset		Text / Goto
	Memory		Fav / Marker / PC
	VPS/PDC		Subtitle / EQ





Originalfernbedienung Ersatzfernbedienung

The image shows a black Mandis remote control with a variety of buttons. At the top, there is a power button (red circle with a power symbol), a DIMMER MUTE button (black circle with a speaker icon and the word 'MUTE'), and a SHIFT button (yellow circle with the word 'SHIFT'). Below these are four function buttons: TV, DVD, SAT, and AUX. The main body of the remote is filled with various buttons for channel navigation (up, down, left, right, OK), volume (plus/minus), and channel/page (plus/minus). It also includes a numeric keypad (0-9) and buttons for specific functions like SEARCH, REPEAT, and RANDOM. At the bottom, there are four colored buttons for streaming services: Netflix, APP, YouTube, and Prime Video.