

Original	Rechange	Original	Rechange
Power Receiver	Power	FL Dimmer	Yellow
Effect-	8	CH Level +	Ch +
Effect+	9	CH Level -	Ch -
Master	Vol +	DVD	1
Master Volume-	Vol -	TV	2
Up/Tune+	Up	VCR	3
Down/Tune-	Down	CD-R	4
Enter	Ok	TUN	5
Right/ST+	Right	Midnight	Options
Left/ST-	Left	5.1CH	TV/R
Dolby	Dual	ATT	Blue
DSP	Info	Signal Select	Media
Test Tone	Subt	Power TV	Shift + Power
CH Select	Red	1 Tv	Shift + 1
Loudness	Green	2 Tv	Shift + 2
Function	Smart	3 Tv	Shift + 3
Muting	Mute	4 Tv	Shift + 4



Original	Rechange	Original	Rechange
5 Tv	SHIFT + 5 Shift + 5	Left Tv	SHIFT + ◀ Shift + Left
6 Tv	SHIFT + 6 Shift + 6	Pause Tv	SHIFT + ❚❚ Shift + Pause
7 Tv	SHIFT + 7 Shift + 7	Play/ D. Access Tv	SHIFT + PLAY MODE ▶ Shift + Play
8 Tv	SHIFT + 8 Shift + 8	Stop/ MPX Tv	SHIFT + ■ Shift + Stop
9 Tv	SHIFT + 9 Shift + 9	>>I / RF ATT Tv	SHIFT + >>I Shift + >>I
0 Tv	SHIFT + 0 Shift + 0	<</ Band Tv	SHIFT + << Shift + <<
+10 Tv	SHIFT + GUIDE Shift + Guide	Dolby Tv	SHIFT + SOUND DUAL Shift + Dual
Menu Tv	SHIFT + TOP MENU MENU Shift + Menu	>>/ Class Tv	SHIFT + >> Shift + >>
Tv Func	SHIFT + HOME SMART Shift + Smart	Disc Tv	SHIFT + RETURN BACK Shift + Back
Tv Vol +	SHIFT + + VOL Shift + Vol +	DSP Tv	SHIFT + DISPLAY INFO Shift + Info
Tv Vol -	SHIFT + VOL − Shift + Vol -	I <</ Display Tv	SHIFT + I<< Shift + I <<
Channel + Tv	SHIFT + + CH Shift + Ch +	Test Tone Tv	SHIFT + AD SUBT Shift + Subt
Channel - Tv	SHIFT + CH − Shift + Ch -	Rec Tv	SHIFT + REC MODE Shift + Rec
Up Tv	SHIFT + ▲ Shift + Up		
Enter Tv	SHIFT + OK Shift + Ok		
Down Tv	SHIFT + ▼ Shift + Down		
Right Tv	SHIFT + ▶ Shift + Right		



Original	Rechange	Original	Rechange
Power DVD	Power	Channel + DVD	Ch +
1 DVD	1	Channel - DVD	Ch -
2 DVD	2	Up DVD	Up
3 DVD	3	Down DVD	Down
4 DVD	4	Right DVD	Right
5 DVD	5	Left DVD	Left
6 DVD	6	Enter DVD	Ok
7 DVD	7	Pause DVD	Pause
8 DVD	8	Rec DVD	Rec
9 DVD	9	Play DVD	Play
0 DVD	0	<< DVD	<<
+10 DVD	Guide	>> DVD	>>
Disc DVD	Back	Stop DVD	Stop
Menu DVD	Menu	>>I DVD	>>I
Master	Vol +	I << DVD	I <<
Master volume-	Vol -	Dolby DVD	Dual
Muting	Mute	DSP DVD	Info



Original	Rechange	Original	Rechange
Test Tone DVD	Subt	Down VCR	Shift + Down
Signal Effect DV	TV/R	Right VCR	Shift + Right
Power VCR	Shift + Power	Left VCR	Shift + Left
1 VCR	Shift + 1	Enter VCR	Shift + Ok
2 VCR	Shift + 2	Pause VCR	Shift + Pause
3 VCR	Shift + 3	Play VCR	Shift + Play
4 VCR	Shift + 4	Stop VCR	Shift + Stop
5 VCR	Shift + 5	<< VCR	Shift + <<
6 VCR	Shift + 6	>>I VCR	Shift + >>I
7 VCR	Shift + 7	>> VCR	Shift + >>
8 VCR	Shift + 8	I << VCR	Shift + I <<
9 VCR	Shift + 9	Rec VCR	Shift + Rec
0 VCR	Shift + 0		
Disc VCR	Shift + Back		
Channel + VCR	Shift + Ch +		
Channel - VCR	Shift + Ch -		
Up VCR	Shift + Up		



Original	Rechange
Power CD	Power
1 CD	1
2 CD	2
3 CD	3
4 CD	4
5 CD	5
6 CD	6
7 CD	7
8 CD	8
9 CD	9
0 CD	0
+10 CD	Guide
Disc CD	Back
Master	Vol +
Master Volume-	Vol -
Muting	Mute
Channel + CD	Ch +

Original	Rechange
Channel - CD	Ch -
Up CD	Up
Down CD	Down
Right CD	Right
Left CD	Left
Enter CD	Ok
Pause CD	Pause
Play CD	Play
<< CD	<<
>> CD	>>
Stop CD	Stop
I << CD	I <<
>>I CD	>>I
Power TVC	Shift + Power
1 TVC	Shift + 1
2 TVC	Shift + 2
3 TVC	Shift + 3



Original		Rechange		Original		Rechange	
4	4 TVC	SHIFT + 4	Shift + 4	D.ACCESS	Play TVC	SHIFT + PLAY MODE	Shift + Play
5	5 TVC	SHIFT + 5	Shift + 5	MPX	Stop TVC	SHIFT + ■	Shift + Stop
6	6 TVC	SHIFT + 6	Shift + 6	BAND	<< TVC	SHIFT + <<	Shift + <<
7	7 TVC	SHIFT + 7	Shift + 7	CLASS	>> TVC	SHIFT + >>	Shift + >>
8	8 TVC	SHIFT + 8	Shift + 8	RF ATT	>>I TVC	SHIFT + >>I	Shift + >>I
9	9 TVC	SHIFT + 9	Shift + 9	DISPLAY	I << TVC	SHIFT + I<<	Shift + I <<
0	0 TVC	SHIFT + 0	Shift + 0				
+10	+10 TVC	SHIFT + GUIDE	Shift + Guide				
DISC	Disc TVC	SHIFT + RETURN BACK	Shift + Back				
MENU	Menu TVC	SHIFT + TOP MENU MENU	Shift + Menu				
TUNE ▲+	Up TVC	SHIFT + ▲	Shift + Up				
TUNE ▼-	Down TVC	SHIFT + ▼	Shift + Down				
ST+ ▶	Right TVC	SHIFT + ▶	Shift + Right				
ST- ◀	Left TVC	SHIFT + ◀	Shift + Left				
ENTER	Enter TVC	SHIFT + OK	Shift + Ok				
II	Pause TVC	SHIFT + II	Shift + Pause				
●	Rec TVC	SHIFT + REC MODE	Shift + Rec				



Original	Rechange
Power TUN	Power
1 TUN	1
2 TUN	2
3 TUN	3
4 TUN	4
5 TUN	5
6 TUN	6
7 TUN	7
8 TUN	8
9 TUN	9
0 TUN	0
Master	Vol +
Master volume-	Vol -
Muting	Mute
TUNE+ TUN	Up
TUNE- TUN	Down
ST+ TUN	Right

Original	Rechange
ST- TUN	Left
D. Access TUN	Play
Band TUN	<<
Class TUN	>>
MPX TUN	Stop
Display TUN	I <<
RF ATT TUN	>>I
Power CDR	Shift + Power
1 CDR	Shift + 1
2 CDR	Shift + 2
3 CDR	Shift + 3
4 CDR	Shift + 4
5 CDR	Shift + 5
6 CDR	Shift + 6
7 CDR	Shift + 7
8 CDR	Shift + 8
9 CDR	Shift + 9



Original	Rechange	Original	Rechange
0 CDR	SHIFT + 0 Shift + 0		
+10 CDR	SHIFT + GUIDE Shift + Guide		
Channel + CDR	SHIFT + CH Shift + Ch +		
Channel - CDR	SHIFT + CH Shift + Ch -		
Up CDR	SHIFT + ▲ Shift + Up		
Down CDR	SHIFT + ▼ Shift + Down		
Right CDR	SHIFT + ▶ Shift + Right		
Left CDR	SHIFT + ◀ Shift + Left		
Enter CDR	SHIFT + OK Shift + Ok		
Pause CDR	SHIFT + ❚❚ Shift + Pause		
Play CDR	SHIFT + PLAY MODE Shift + Play		
Stop CDR	SHIFT + ■ Shift + Stop		
<< CDR	SHIFT + << Shift + <<		
Rec CDR	SHIFT + REC MODE Shift + Rec		
I << CDR	SHIFT + I<< Shift + I <<		
>>I CDR	SHIFT + >>I Shift + >>I		
>> CDR	SHIFT + >> Shift + >>		